

Custom Vanity Tops

- Authentic solid surface means color and texture run all the way through and cannot wear away
- Design your vanity top any size up to 122"
- Add one of many sculpted edge options
- Select from a wide variety of solid & aggregate colors
- Place the bowl wherever you want
- Choose a matching or contrasting bowl color
- Drop in the bowl or mount it under the countertop for a striking seamless look

10 YEAR WARRANTY

Special Order

Colors

Countertop and Bowl Colors:



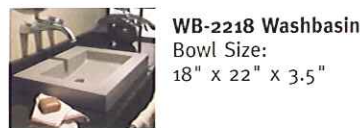
Color representation not exact. Please view actual product or color sample.

Bowl selections

Undermount Only:



Above Counter:



Undermount, Drop-In, or Vessel:




TRI-1815 IS & HL can be installed as undermount, drop-in or vessel.



Cutout option available for select bowls from other manufacturers. See section 3 on back for details.

Edge details



Custom Vanity Tops

List Price Sheet & Order Form







1. Measure Your Vanity

All vanity tops are 22" deep. Measure your countertop width to the nearest 1/8".
Size: 22"D x _____"W
(25" minimum width, 122" maximum width for all vanity tops.)

2. Choose Your Colors (See reverse side for color options)

Countertop Color: _____ **Bowl Color:** _____
Color: _____ Color: _____
Color Number: _____ Color Number: _____

3. Select Your Bowl



- UL-1613....add \$325.00 
- TRI-1815HL....add \$400.00 
- UL-1913....add \$400.00 
- TRI-1815S.....add \$400.00 
- UC-1913....add \$400.00 
- WB-2218.....add \$495.00 

None No Cutout / No Bowl

Bowl Application (See reverse side for bowl applications.)

- Undermount Drop-In Vessel

Bowl Cutout Only (bowl not included)

- Kohler® Caxton® K-2210.....add \$212.50 
- American Standard® Ovalyn™ 0496.221.....add \$212.50 

4. Specify Your Bowl Location

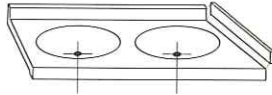
- Place single bowl in center of vanity top
- Offset Single bowl (Y): _____ inches from left edge to bowl center*
- Double bowl (49" minimum vanity top width)
- Triple bowl (73" minimum vanity top width)
- Four bowls (97" minimum vanity top width)
- Five bowls (121" minimum vanity top width)

Left most bowl: _____ inches from left edge to bowl center**
2nd bowl from left: _____ inches from left edge to bowl center**
3rd bowl from left: _____ inches from left edge to bowl center**
4th bowl from left: _____ inches from left edge to bowl center**
5th bowl from left: _____ inches from left edge to bowl center**
Distance from last bowl center to right edge of top _____ **

The sum of the bowl measurements above must equal the total width of top from section 1.

* Allows single bowl offset from center.

** Bowl centers must be placed at least 12.5" from left or right edge of vanity top. Minimum centerline from bowl to bowl is 24".



5. Trash Receptor (5" diameter)

- None add \$269 each

Material thickness around receptor 1" with 1/8" radius top & bottom.

15" minimum centerline from bowl to trash receptor.

5" minimum from vanity top edge to trash receptor center.

33" minimum vanity top length.

Location: _____ inches from receptor center to bowl center

Choose: Left Right side of:

- Left most 2nd 3rd 4th 5th bowl

6. Wall & Cabinet Location

If either side of the vanity top is exposed (does NOT butt with a wall, cabinet, etc.), it needs a finished edge. Specify which vanity top edges need to be finished.

- No finished edges needed.....No Charge
- Right finished edge.....add \$78.42 Left finished edge.....add \$78.42
- Both left & right edges finishedadd \$156.84

7. Faucet Holes (1.25" diameter) (no additional cost)

- None Single 
- 4" Straight 
- 8" Straight 
- 8" Contour 

8. Edge Detail Style

The selected style will be applied to the front edge and to the sides that do not butt up to a wall or cabinet as specified in Section 6.

- Standard Edge (no extra charge) Bottom Radius \$93.35
- Full Bullnose \$93.35 Top Ogee \$93.35
- Top Bevel \$93.35 Bead \$93.35

(Edge detail stops approximately 3" short of back splash.)

9. Side Splashes

Protect the walls next to your vanity top from splashes. (See section 4.)

____ Left ____ Right x \$ 63.48 each = \$ _____

10. Vanity Top List Prices

Size	Maximum Number of Bowls	Vanity Top Price
Up to 25"	1	\$ 357.57
Up to 31"	1	\$ 443.12
Up to 37"	1	\$ 528.66
Up to 43"	1	\$ 642.72
Up to 49"	2	\$ 819.63
Up to 55"	2	\$ 924.19
Up to 61"	2	\$ 1,028.74
Up to 73"	3	\$ 1,312.53
Up to 85"	3	\$ 1,530.98
Up to 97"	4	\$ 1,773.69
Up to 122"	5	\$ 2,035.08

11. Calculate Order Totals

Bowls (Step 3) \$ _____ X ____ Bowls = \$ _____
 Trash Receptor (Step 5) \$ _____ X ____ Receptors = \$ _____
 Finished Edges (Step 6) \$ _____
 Edge Detail (Step 8) \$ _____
 Side Splashes (Step 9) \$ _____
 Vanity Top (Step 10) \$ _____
Total Vanity Top Price \$ _____

12. Order Information (Fill out order form and return to showroom salesperson.)

Date: _____

Name: _____

Address: _____

City: _____ State: _____ Zip: _____

Daytime Phone: _____

Salesperson: _____

Showroom: _____

Showroom Address: _____

City: _____ State: _____ Zip: _____

Showroom Phone: _____

Customer's Signature: _____

P.O. #: _____

Free Shipping to home or showroom for sizes up to (and including) 49". Free Shipping to showroom only for sizes above 49".

Deliver to: Home Showroom *Purchase order required. Order by Fax or mail only. No phone orders accepted. This order may not be combined with any other order. Orders may NOT be cancelled or returned.*