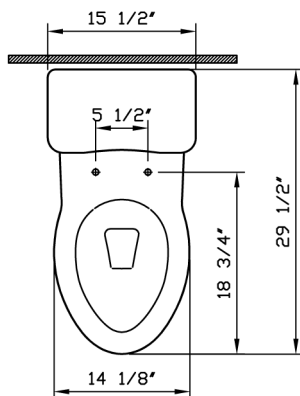


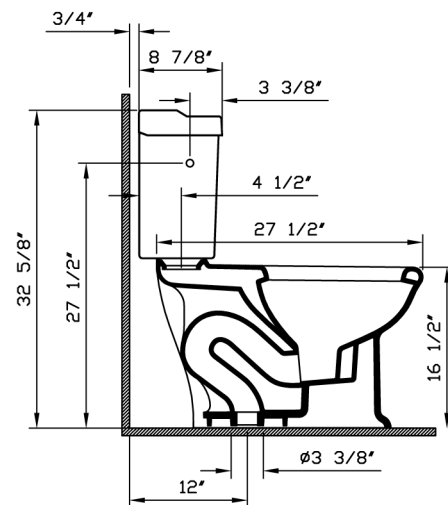


Description	: Aria Two-pieces HET Toilet with V ³ Flushing Technology, Extended Height Elongated Bowl, Concealed trapway
Model Number	: 4415BXXX-0075
Compatible item	: 4416BXXX-5310 Tank complete with fittings and chrome plated metal trim lever 4416BXXX-5311 Tank complete with fittings and chrome plated metal trim lever (styrofoam lined)
	: 36-XXX-002 Toilet Seat (elongated) 44-XXX-009 Soft Closing Toilet Seat (elongated)
Water Consumption	: 1.28 Gpf / 4.8 Lpf
Water Surface	: 7 1/4" x 5 1/8"
Water Depth From Rim	: 7 1/2"
Rough-In	: 12"
Minimum Water Pressure	: 20 psi.
Trap Diameter	: Fully glazed 2" ball pass trapway with 2" diameter
Trap Seal Depth	: 2 1/8"
Shipping Weight	: 4415 : 84 lbs. 4416 : 41 lbs.
Shipping Dimensions	: 4415 : 15 3/4"W x 18 1/2"L x 23 3/8"H 4416 : 9 1/2"W x 19 1/2"L x 18 1/2"H
Installation Guide	: VitrA Guide # 310129
Included Components	: Tank fittings, Spring # 311149
Material	: Vitreous china
Colors	: 003 White, 017 Bone, 068 Biscuit (Basic colors) "XXX" indicates the color.
Standards	: ASME A 112.19.2, CSA B45, ADA ICC/ANSI A117-1 LADWP/SPS EPA Water Sense
Warranty	: 10 year limited warranty

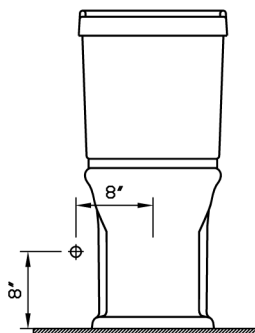
1



2



3



Notes:

- DIMENSIONS SHOWN FOR THE LOCATION OF THE SUPPLY IS SUGGESTED.
- INSTALLATION INSTRUCTIONS SUPPLIED WITH THE TOILET.

IMPORTANT: Dimensions of fixtures are nominal and may vary within the range of tolerances established by ASME Standard A 112.19.2, CSA Standard B45. These measurements may be subject to change. No responsibility is assumed for the use of superseded or voided pages.