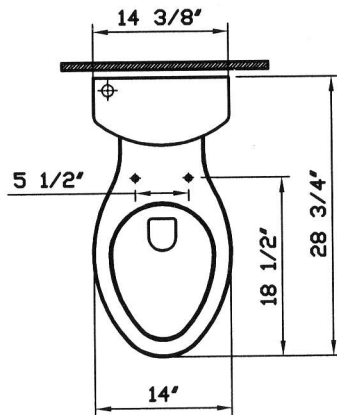


Nuova

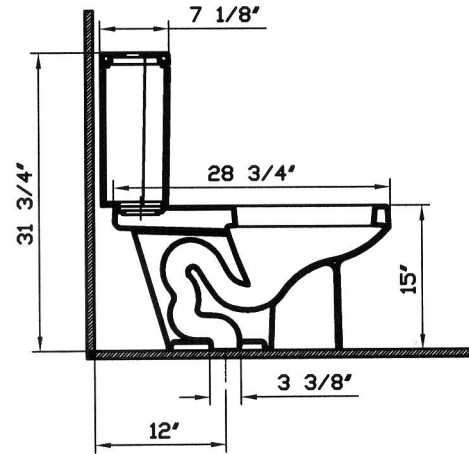


Description	: Nuova Two-piece Elongated Bowl with Concealed trapway
Model Number	: 5036-XXX-0075
Compatible Items	: 5033-XXX-5263 Tank complete with fittings and chrome plated metal trim lever 36-003-002 Toilet Seat (elongated)
Water Consumption	: 1.6 GPF
Water Surface	: 9 5/8" x 7 3/4"
Water Depth From Rim	: 5 7/8"
Rough-In	: 12"
Minimum Water Pressure	: 20 psi.
Trap Diameter	: 1 7/8"
Trap Seal Depth	: 2 3/8"
Shipping Weight	: 5036 : 56 lbs. 5033 : 32 lbs.
Shipping Dimensions	: 5036 : 14 1/2"W x 29 1/8"L x 16"H 5033 : 7 7/8"W x 15 3/8"L x 17 3/4"H
Installation Guide	: VitrA Guide # 312851
Included Components	: Tank fittings, bolt cap (white 310359/bone-biscuit 310306 / black 310360)
Material	: Vitreous china
Colors	: 003 White 017 Bone, 068 Biscuit (Basic Colors) 001 Edelweiss, 070 Black (Special Colors) "XXX" indicates the color
Standards	: ASME A 112.19.2, CSA B45
Warranty	: 10 year limited warranty

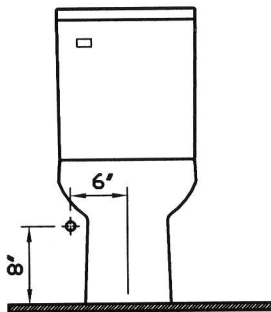
1



2



3



Notes:

- DIMENSIONS SHOWN FOR THE LOCATION OF THE SUPPLY IS SUGGESTED.
 - INSTALLATION INSTRUCTIONS SUPPLIED WITH THE TOILET.
 - PROVIDE SUITABLE REINFORCEMENT FOR ALL WALL SUPPORTS.
- IMPORTANT: Dimensions of fixtures are nominal and may vary within the range of tolerances established by ASME Standard A 112.19. 2 and CSA Standard B45. These measurements may be subject to change. No responsibility is assumed for the use of superseded or voided pages.

April, 2005