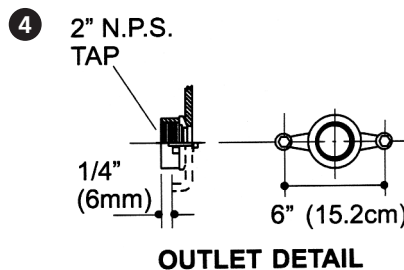
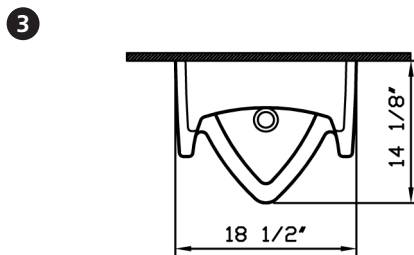
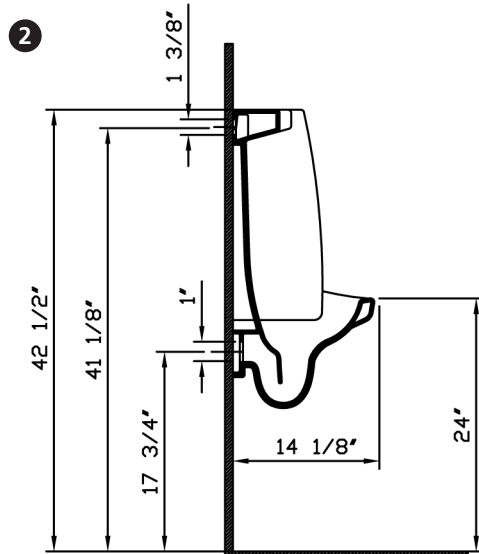
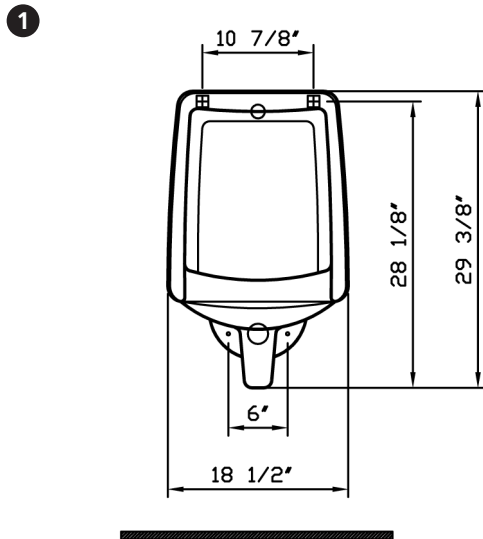




Description	: 0.25 gpf High Efficiency Wash-out Urinal ADA Compliant (rear spud)
Model Number	: 5231-XXX-0199
Compatible Items	: Sloan 1/4 gpf Flush Valve-Royal 195-0.25
Size	: 29 3/8" Height x 18 1/2" Width x 14 1/8" Rim
Water Consumption	: 0.25 GPF
Flush System	: Wash-out
Spud Diameter	: 3/4"
Minimum Water Pressure	: 25 psi
Included Components	: Rear inlet spud (313210) Urinal mounting hanger (313015) Outlet spud (424529)
Shipping Weight	: 60.63 lbs..
Shipping Dimensions	: 35 7/8" W x 18 3/4" L x 17 7/8" H
Installation Guide	: VitrA Guide # 312853
Material	: Vitreous china
Colors	: 003 White 017 Bone, 068 Biscuit (Basic Colors) "XXX" indicates the color
Standards	: Urinal complies with ADA requirement when rim is mounted no higher than 17" from finished floor. ASME A 112.19.2, CSA B45, ICC/ANSI A 117.1
Warranty	: 10 year limited warranty



Notes:

- DIMENSIONS SHOWN FOR THE LOCATION OF THE SUPPLY IS SUGGESTED.
- INSTALLATION INSTRUCTIONS SUPPLIED WITH THE URINAL.
- FITTINGS ARE NOT INCLUDED
- PROVIDE SUITABLE REINFORCEMENT FOR ALL WALL SUPPORTS.
- MEETS THE AMERICAN DISABILITIES ACT GUIDELINES AND ANSI A 117.1 REQUIREMENTS WHERE INSTALLED SO TOP OF RIM IS 17" MAXIMUM FROM THE FINISHED FLOOR.

IMPORTANT: Dimensions of fixtures are nominal and may vary within the range of tolerances established by ASME Standard A 112.19.2, CSA Standard B45 and ICC/ANSI Standard A 117.1. These measurements may be subject to change. No responsibility is assumed for the use of superseded or voided pages.